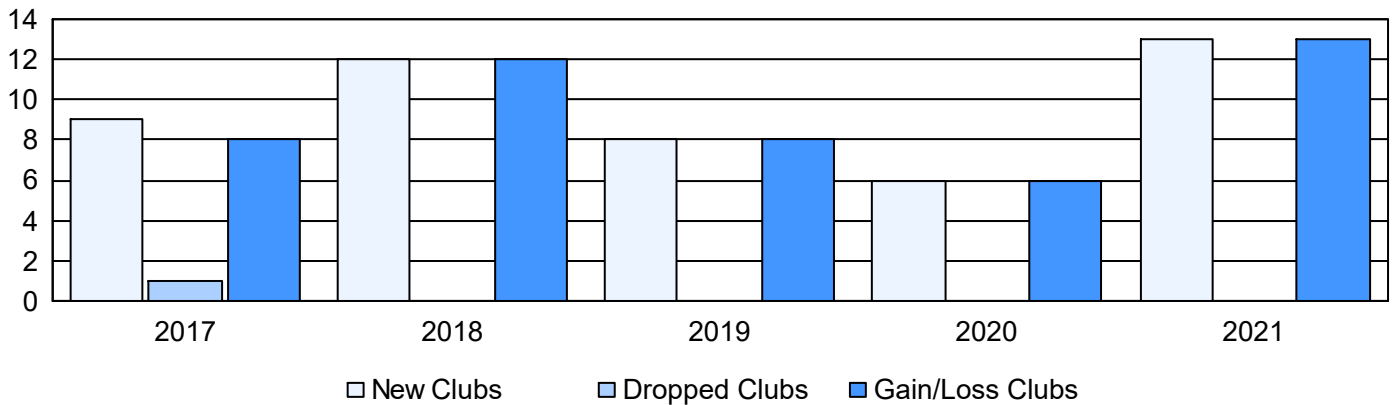
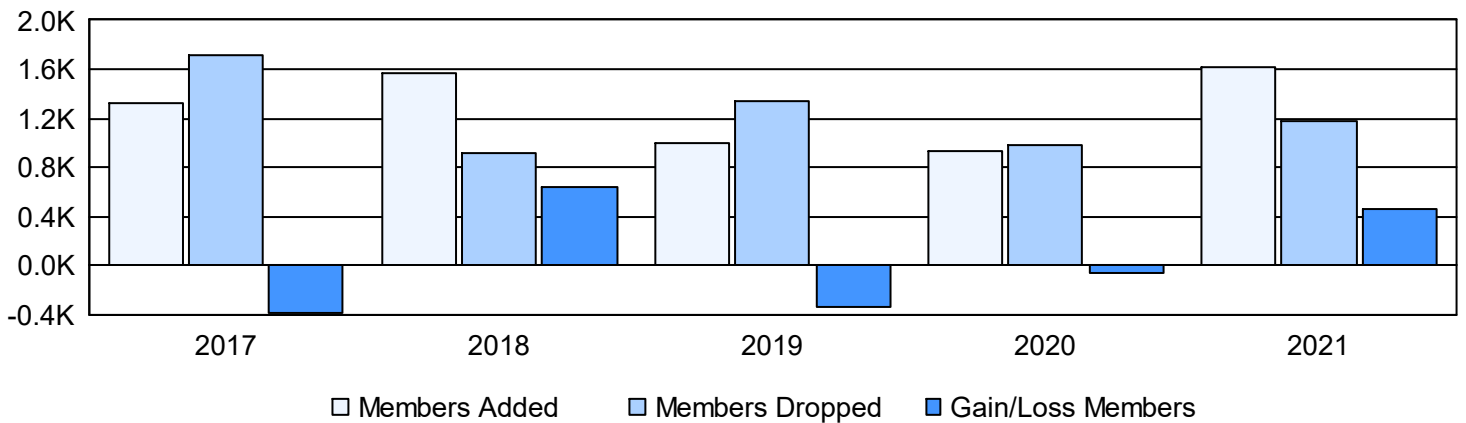


Year	New Clubs	Dropped Clubs	Gain/ Loss Clubs	New Members	Charter Members	Reinstate Members	Transfer Members	Total Member Added	Total Members Dropped	Gain/ Loss Members
2016-2017	9	1	8	1,041	227	30	26	1,324	1,713	-389
2017-2018	12	0	12	1,180	318	39	24	1,561	919	642
2018-2019	8	0	8	724	233	24	19	1,000	1,341	-341
2019-2020	6	0	6	623	219	63	20	925	989	-64
2020-2021	13	0	13	1,168	396	35	25	1,624	1,169	455
Average	10	0	9	947	279	38	23	1,287	1,226	61

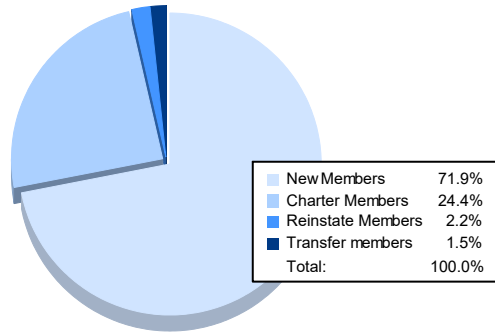
Clubs



Members



Membership Composition June 2021 Cumulative



Gender Composition June 2021 Cumulative

